



2024 SNOWMOBILES



POLARIS



ADVENTURE. MEMORIES. ADRENALINE. ON THE SNOW. THE BEST WAY TO SPEND WINTER.

When you're on the snow, there are no boundaries, only possibilities. Every flake, every ride—originality in all its glory. Creating a boundless canvas for your signature sledding style. A blank page on which to pen fresh stories and put forth traditions that endure for generations. Snow. Wherever it lands, that's our true north—pure and simple. So, make it rip, make it float, make it fly, make it climb, make it wild, make it count, make it your own. Because winter is short and memory is long. And while there are easier ways to live, on snow we thrive and have since 1954.



2024 POLARIS: A SNOWMOBILE FOR EVERY TYPE OF RIDER

-  **TRAIL**
PGS. 10-23
-  **MOUNTAIN**
PGS. 24-37
-  **CROSSOVER**
PGS. 38-45
-  **SPORT UTILITY**
PGS. 46-51
-  **WIDETRACK**
PGS. 52-55





2024 SNOWMOBILE LINEUP

CHOICES FOR EVERY RIDER.

Our 2024 lineup includes exciting sleds in Trail, Mountain, Crossover, Sport Utility and Widetrack segments. These include SnowCheck exclusive models, with spring order only engine, track and color options. In addition, SnowCheck allows you to preorder any of the great sleds in the Polaris lineup and make sure you'll have the exact sled you want next season.

TRAIL PGS. 10-23 REDEFINING TRAIL PERFORMANCE.

SNOWCHECK EXCLUSIVE



2024 650 / 850 INDY VR1 137
SNOWCHECK EXCLUSIVE



2024 PATRIOT BOOST INDY VR1 137
SNOWCHECK EXCLUSIVE



2024 650 / 850 INDY XCR 128
SNOWCHECK EXCLUSIVE



2024 650 / 850 INDY XCR 136
SNOWCHECK EXCLUSIVE

AVAILABLE IN-SEASON



2024 S4 / 650 / 850 INDY XC 129



2024 S4 / 650 / 850 INDY XC 137



2024 S4 / 650 INDY ADVENTURE 137



2024 650 INDY SP 137



2024 550 INDY SPORT 121



2024 INDY EVO

MOUNTAIN PGS. 24-37 THE WORLD'S BEST PURPOSE-BUILT MOUNTAIN SLEDS.



2024 PATRIOT BOOST PRO RMK SLASH 165 / 155
SNOWCHECK EXCLUSIVE



2024 9R RMK KHAOS SLASH 165 / 155
SNOWCHECK EXCLUSIVE



2024 850 PRO RMK SLASH 165



2024 850 RMK KHAOS SLASH 165 / 155



2024 650 SKS 146



2024 9R PRO RMK SLASH 165 / 155
SNOWCHECK EXCLUSIVE



2024 9R RMK KHAOS SLASH 146
SNOWCHECK EXCLUSIVE



2024 850 PRO RMK SLASH 155



2024 650 / 850 RMK KHAOS SLASH 146



2024 RMK EVO



2024 PATRIOT BOOST RMK KHAOS SLASH 165 / 155
SNOWCHECK EXCLUSIVE

CROSSOVER PGS. 38-45 GO-ANYWHERE MULTI-TERRAIN PERFORMANCE.

AVAILABLE IN-SEASON



2024 PATRIOT BOOST SWITCHBACK ASSAULT 146
SNOWCHECK EXCLUSIVE



2024 650 / 850 SWITCHBACK ASSAULT 146
SNOWCHECK EXCLUSIVE



2024 650 / 850 SWITCHBACK XC 146



2024 650 SWITCHBACK SP 146



2024 550 SWITCHBACK SPORT 144

SPORT UTILITY PGS. 46-51 WORK. EXPLORE. DO MORE.



2024 S4 / 650 VOYAGEUR 146



2024 550 VOYAGEUR ADVENTURE 144



2024 550 VOYAGEUR 144 / 155



2024 550 VOYAGEUR LXT 144

WIDETRACK PGS. 52-55 HARDEST WORKING, MOST FUN WIDETRACK.



2024 S4 TITAN ADVENTURE 155



TECHNOLOGY TO MAKE YOUR RIDE THE BEST IT CAN BE.

Polaris sleds lead the way in technology that enhances your ride. From advanced manufacturing technology that makes sleds, lighter, stronger with fewer parts, to technology built to help you plan rides, track your group, keep your hands warm on the ride and see your way from dusk til dawn. Our engineers are constantly looking at ways to evolve the sport and ensure you have the best day on snow possible.

7S DISPLAY POWERED BY RIDE COMMAND This industry-exclusive display, designed for the Matrix platform, brings a whole new level of intuitive, touch-screen control and customization with our largest and most sophisticated display yet. With on board diagnostics, customizable gauge screens, trail maps, points of interest, group texting and sled to sled Group Ride technology - all without the need for cell coverage.

NIGHTBLADE HEADLIGHT The NightBlade Headlight brings state of the art lighting technology to Polaris riders. Six projector beam optics deliver precision lighting with an engineered pattern to deliver exceptional visibility for night riding. Patriot Boost and Patriot 9R models feature Sinister Amber Accent lighting.

SMARTWARMERS The Polaris-exclusive SmartWarmers build heat quickly and maintain your customized temperature regardless of the temperature outside. Within the 7S or Message Center Gauge, riders can enhance your ride further by setting thumb vs. hand heat range for an even more customized level of comfort.

NIGHTBLADE HEADLIGHT

7S DISPLAY

INDUSTRY-EXCLUSIVE. INDUSTRY-LEADING.

POLARIS RIDE COMMAND

ENHANCE YOUR RIDE WITH RIDE COMMAND

ROUTE PLANNING Use the Ride Planning tool on the mobile app to pick out the fastest or most scenic route and share with anyone who's coming along so you're all on the same page. Know exactly where you're going and how you're getting there. With over 1.1 million miles of verified trails - two times more than the leading competitor - RIDE COMMAND is the ultimate ownership app.

GROUP RIDE Keep an eye on others in your group even when they're out of sight. It tracks everyone in your group on the map surface so you can stick together. There's even a follow the leader mode where everyone follows one person from a safe distance behind. Group Ride Messaging feature sends messages to your group, without the need for cell coverage.

RIDE TRACKING Maps the details of your entire ride including route, average speed, time elapsed, elevation changes and more. You can even save tracked rides and go back to your favorites, share them with friends or post for the entire RIDE COMMAND community to see.

LEARN MORE AT SNOWMOBILES.POLARIS.COM/EN-US/RIDE-COMMAND/

GROUP RIDE

GAUGE OPTIONS

RIDE TRACKING

GROUP MESSAGING

RIDE COMMAND APP POLARIS.COM 7



ENGINES CHOICES FOR EVERY RIDER.

From our ProStar S4 to the revolutionary power of the Patriot Boost, ultimate responsiveness of Patriot 9R, the proven 650 and 850 Patriot, and the 550 Liberty, we're proud to deliver the fun factor that keeps you pushing more miles with reliability and confidence. Our engines are purpose built to integrate seamlessly with the lightweight and agile Polaris platforms. Polaris sets the industry benchmark for ultimate performance.



PATRIOT 9R The latest factory mod engine - a 900cc Patriot delivering lightning fast response and lightweight power. Attack the technical terrain with power and response, with a new level of effortless control.



"THE 9R FROM POLARIS IS ABSOLUTELY INCREDIBLE. IF YOU'RE THE TYPE OF RIDER THAT LIKES TO RIDE TIGHT TREES AND RAVINES WHERE YOU NEED THAT GOOD DOWN-AND-DIRTY THROTTLE RESPONSE, THE 9R IS TOTALLY FOR YOU."

- SAHEN SKINNER, TEAM POLARIS ATHLETE



PATRIOT BOOST The Patriot Boost engine delivers superior consistency and control, unrivaled in 2-stroke turbo engines. The patent pending SmartBoost system represents a breakthrough in turbocharged 2-stroke technology. It delivers stable combustion at boost pressures up to 9 psi, enabling industry-leading turbocharged 2-stroke power* with refined, hassle-free performance.



"IT STILL BLOWS ME AWAY THAT THIS IS A MACHINE THAT THE AVERAGE CONSUMER CAN WALK INTO THEIR DEALER AND BUY OFF OF THE SHOWROOM FLOOR! THE BOOST IS SUCH AN ANIMAL!"

- CHRIS BURANDT, TEAM POLARIS ATHLETE

*Based on internal Polaris testing



850 PATRIOT The 850 Patriot engine was designed from the ground up for class-leading durability, unrivaled acceleration and an emphasis on power-to-weight. It's performance is proven in trail, crossover and mountain segments along with legendary Polaris clutching.

650 PATRIOT The king of the core engine class. The 650 Patriot is built on the proven Patriot architecture and designed to deliver unparalleled durability, refined run quality and a new level of fuel economy. Throttle response is instant, power is pure and acceleration is smooth from first pull to full throttle.



PROSTAR S4 The ProStar S4 is based on the proven 4-stroke ProStar architecture that powers millions of Polaris off road vehicles. Designed for easy ownership, cover more miles and get more done this winter with long range and easy service intervals. The ProStar S4 engine features a new intuitive electronic throttle control with fun and dynamic performance in the under 100 hp class.

"THE ELECTRONIC THROTTLE IS SO EASY ON YOUR THUMB WITH MINIMAL INPUT. IT'S SO SMOOTH-ANYBODY COULD RIDE THIS THING WELL. IT'S AN EASY TO RIDE MACHINE WITH A CONTROLLABLE POWER AND LOW MAINTENANCE."

- LEVI LAVALLEE, TEAM POLARIS ATHLETE

LIBERTY 550 The Liberty 550 engine is fan-cooled to provide consistent power, regardless of snow conditions. It's equipped with CVTech PowerBloc 50 Drive and In Vance Driven Clutches for smooth engagement and enhanced low-speed drivability.





TRAIL

REDEFINING TRAIL PERFORMANCE. INDY is the known name for epic times on the trail. From the most technologically advanced performance sleds in the business, to the best value, or the perfect entry-level sled — know there is an INDY built just for you.



INDY



SCAN TO LEARN MORE



THE TRAIL RIDERS DREAM

MATRIX

PLATFORM



RIDER FIRST DESIGN

HANDLING BORN FROM RACE, PERFECTED FOR THE TRAIL

BUILT FOR CORNER-TO-CORNER ACCELERATION

Its light, rigid aluminum chassis is designed with an emphasis on power to weight with the patent pending Polaris Boost, power delivery from the proven 850 Patriot or the 650 Patriot Engine – the king of the 600-class.

EFFORTLESS CONTROL IN ANY CONDITION

The snocross-inspired cockpit has been proven on the track to reduce effort and improve rider connection to the sled. Available ultra-premium Walker Evans Racing® Velocity shocks, race-inspired IFS and proven Pro-CC rear suspension combine to create the best handling trail sled ever.

THE MOST ADVANCED TECHNOLOGY ON SNOW

Technology is built around the rider, including the 7S Display with Ride Command featuring patented vehicle to vehicle tracking. SmartWarmers, electronically controlled hand warmers controlled by the soft touch left-hand controls deliver consistent heat throughout your ride.



LEARN MORE ABOUT THE MATRIX PLATFORM AT POLARIS.COM

POLARIS ENGINES

MORE CHOICES

FOR MORE RIDERS.

When it comes to which snowmobile is right for you, so many factors come into play. Where you ride, how you ride and what you want out of your snowmobile. Polaris Matrix Platform INDY Trail Sleds are known for great handling, and corner-to-corner performance from the Polaris Patriot 650 and 850 engines. For model year 2023, two great engines rounded out an offering for all types of riders. We introduced the Patriot Boost and delivered Hypersled performance to our riders and the ProStar S4, a 4-stroke engine that offers easy ownership and spirited performance.

PATRIOT BOOST



HYPERSLED SPEED The Patriot Boost engine delivers turbocharged performance, with 10% more horsepower than the 850 Patriot engine. The Polaris-exclusive design delivers superior response while being easy to ride.

NO COMPROMISE HANDLING The Matrix platform is the industry standard for ride and handling, and the Patriot Boost INDY VR1 is the next evolution. It's up to 85 pounds lighter than the competition, maintaining the effortless control and rider first design without any compromise.

FACTORY BUILT REFINEMENT The patent pending SmartBoost technology produces a new level of unmatched precision and engine stability. The power comes on smooth and keeps going, creating a sled that is fast and easy to ride.

S4 PROSTAR



PROVEN ARCHITECTURE The new ProStar S4 is based on the proven 4-stroke ProStar architecture that powers millions of Polaris off road vehicles.

EASY OWNERSHIP Cover more miles and get more done this winter with long range and easy service intervals.

SPIRITED PERFORMANCE The ProStar S4 engine features a new intuitive electronic throttle control with fun and dynamic performance in the under 100 hp class.



INDY VR1

ACCELERATION. CONTROL. TECHNOLOGY.



2024 650 INDY VR1 137
SNOWCHECK EXCLUSIVE



2024 PATRIOT BOOST INDY VR1 137
SNOWCHECK EXCLUSIVE



INDY VR1 THE ULTIMATE IN TRAIL PERFORMANCE AND RIDE TECHNOLOGY

The INDY VR1 delivers Hypersled Speed and Power, Effortless Control and the most Advanced Technology on Snow. Built on the Matryx platform, it's a trail riders dream. The narrow cockpit provides improved rider connection to the sled. Helping you move around the sled for unmatched trail precision.

ULTIMATE TRAIL PERFORMANCE

- MATRYX PLATFORM
- PATRIOT BOOST, 650 OR 850 PATRIOT ENGINE OPTIONS

EFFORTLESS CONTROL & PRECISE HANDLING

- POLARIS INDEPENDENT FRONT SUSPENSION (IFS)
- PRO-CC 137 REAR SUSPENSION
- WALKER EVANS RACING® VELOCITY SHOCKS

INDUSTRY-LEADING TECHNOLOGY

- 7S DISPLAY POWERED BY RIDE COMMAND
- SMARTWARMERS
- NIGHTBLADE HEADLIGHT (SINISTER AMBER ACCENT LIGHTS ON PATRIOT BOOST MODELS)





INDY XCR



2024 650 INDY XCR 136
SNOWCHECK EXCLUSIVE

INDY XCR RACE-BRED TO ATTACK THE TOUGHEST TERRAIN

Proven on the race track, the INDY XCR on the rider-first Matryx platform leverages decades of dominating performance. Built to deliver precise corner-to-corner handling and big bump capability. Available with 128 or 136 track lengths and 850 Patriot or 650 Patriot engine options.

RACE-PROVEN TRAIL PERFORMANCE

- MATRYX PLATFORM
- 650 OR 850 PATRIOT ENGINE OPTIONS

STRENGTH AND DURABILITY FOR THE TOUGHEST TERRAIN

- POLARIS IFS + PRO-CC 128 OR 136 REAR SUSPENSION
- WALKER EVANS RACING® HI-LO 2.0" VELOCITY SHOCKS
- RACE-READY COMPONENTS + STANDARD TETHER

INDUSTRY-LEADING TECHNOLOGY

- SMARTWARMERS
- NIGHTBLADE HEADLIGHT
- OPTIONAL 7S DISPLAY POWERED BY RIDE COMMAND



2024 850 INDY XCR 136
SNOWCHECK EXCLUSIVE





INDY



INDY XC THE STANDARD IN TRAIL PERFORMANCE

The benchmark in versatility and performance, INDY XC brings technology, precision, and power to your ride. With world-class suspension, class leading power to weight ratio, and rider balanced control, the INDY XC sets the standard for trail performance.

TRAIL PERFORMANCE FOR EVERYONE


- MATRYX PLATFORM
- PROSTAR S4, 650 OR 850 PATRIOT ENGINE OPTIONS

EFFORTLESS CONTROL & PRECISE HANDLING

- POLARIS IFS + PRO-CC 129 OR 137 REAR SUSPENSION
- FOX® QS3® (650/850 PATRIOT) OR POLARIS TS SHOCKS (S4)

INDUSTRY-LEADING TECHNOLOGY

- SMARTWARMERS
- STANDARD LED LIGHTING
- OPTIONAL 7S DISPLAY POWERED BY RIDE COMMAND



2024 650 INDY XC 137

2024 650 INDY ADVENTURE 137

INDY ADVENTURE 137 TRAIL PERFORMANCE AND ADVENTURE YOU CAN SHARE

The INDY Adventure brings legendary performance and handling, factory built for wherever your adventure leads. The INDY Adventure features a Sentry front bumper, Adventure tunnel bag, Insight Mirrors, 7S Display, and a standard M2 Passenger Seat, ready to go to share the adventure.

TRAIL PERFORMANCE FOR SOLO OR 2-UP

- MATRYX PLATFORM
- PROSTAR S4 OR 650 PATRIOT ENGINE OPTIONS

EFFORTLESS CONTROL & PRECISE HANDLING

- POLARIS IFS + PRO-CC 137 REAR SUSPENSION
- FOX® QS3® (650 PATRIOT) OR POLARIS TS SHOCKS (S4)

INDUSTRY-LEADING TECHNOLOGY

- 7S DISPLAY POWERED BY RIDE COMMAND
- SMARTWARMERS + CONSOLE MOUNTED RCA OUTLET
- M2 PASSENGER SEAT WITH HEATED HAND GRIPS + RCA OUTLET





INDY

2024 650 INDY SP 137



INDY SP

THE VALUE LEADER IN TRAIL PERFORMANCE

The INDY SP delivers legendary performance and fun at a great value. Built on the Matryx platform featuring the powerful 650 Patriot.

THE CORE OF TRAIL PERFORMANCE

- MATRYX PLATFORM
- 650 PATRIOT ENGINE

EFFORTLESS CONTROL & PRECISE HANDLING

- POLARIS INDEPENDENT FRONT SUSPENSION (IFS)
- PRO-CC 137 REAR SUSPENSION
- POLARIS IFF SHOCKS

INDUSTRY-LEADING TECHNOLOGY

- SMARTWARMERS
- STANDARD LED LIGHTING



INDY SPORT

THE START TO FULL-SIZED TRAIL FUN

The INDY Sport is a great value for recreational trail riders looking for a fun ride with precise handling.

INDY EVO

MID-SIZED TRAIL SLED. FULL-SIZED FUN.

The INDY EVO is a trail-ready sled built specifically for new riders. With compact ergonomics and performance perfectly scaled to them, it transforms new riders into confident riders.





ACCESSORIES ENGINEERED FOR THE TRAILS

EXPLORE THE POSSIBILITIES Customization has never been easier. Start with our Rider Accessory Collections, designed for you. These collections include the best and most popular accessories to elevate your riding experience for the way you ride. Explore the possibilities and take your vehicle to the next level.



- TRAIL RIDER ACCESSORY COLLECTION
- LOCK & RIDE FLEX ADVENTURE TUNNEL BAG - TALL
- DASH STORAGE BAG
- AUXILIARY PUNCH LIGHT
- INSIGHT SIDE MIRRORS
- HEATED DRIVER SEAT
- ADJUSTABLE WINDSHIELD
- SENTRY FRONT BUMPER
- GRILL INSERTS



SCAN TO LEARN MORE





MOUNTAIN

THE WORLD'S BEST PURPOSE-BUILT MOUNTAIN SLEDS. RMK is engineered and synonymous for Instant Lift, Effortless Control, and Immediate Response. Then we tailor sleds for each rider, from the most advanced to those just starting their deep snow dreams.



RMK



SCAN TO LEARN MORE



THE MOUNTAIN RIDERS DREAM
MATRYX
 PLATFORM



RIDER FIRST DESIGN
 REDEFINING THE WORLD'S BEST MOUNTAIN SLED

EFFORTLESS CONTROL IN ANY CONDITION
 The RMK Matryx platform features a next-level rider interface. A sculpted cockpit, narrow seat and tapered tunnel combine to deliver superior rider connection delivering ultimate control in all terrain.

UNMATCHED DEEP SNOW PERFORMANCE
 The patented architecture of the RMK Matryx platform delivers instantaneous lift and lightning fast response. The tapered low drag tunnel and Polaris-exclusive tracks lift the lightweight chassis on top of the snow, and the low-inertia QD drive system creates instant response.

THE MOST ADVANCED TECHNOLOGY ON SNOW
 With innovation built around the rider, the RMK Matryx platform takes you places you only dream about. From the centralized cooling system to the QD2 drivetrain and the integration of the available 7S Display with Ride Command, the RMK Matryx is the most advanced sled on the mountain.



LEARN MORE ABOUT THE MATRYX PLATFORM AT POLARIS.COM

MATRYX STANDARD FEATURES:

The Matryx RMK is the standard in-season model and the gold standard in mountain performance. Built with a full length tunnel for versatility of added accessories and a trail-friendly snow flap.



REVERSIBLE SCRATCHERS
 NEW FOR '24: Single coil design is built for durability and fully reversible for convenience. Maintains optimal engine and track temperatures.



MATRYX RAISED PLATFORM
 Increased clearance and reduced drag, keeps you on top of the snow. Improved side hilling, faster and easier climbing, and instantaneous lift.



QUICKDRIVE DRIVE SYSTEM
 The ultimate in dynamic agility. Available in QuickDrive or QD2, which has a 10% gear reduction for even quicker response.



ADJUSTABLE TOE HOLDS
 The RMK Matryx features adjustable toe holds that can be set to three different sizes to accommodate all boot sizes and rider preferences.

MATRYX SLASH OPTIONS & FEATURES:

The Matryx RMK Slash includes SnowCheck exclusive options and are built to be the most agile sleds in deep snow, with no compromise performance.



NEW FOR '24 SNOWCHECK EXCLUSIVE 325 SERIES 9 TRACK // 155" & 165"
 Unmatched traction and drive in the deepest and steepest conditions. Requires scratcher use on trail.



SLASH TAPERED TUNNEL
 The short, tapered tunnel significantly reduces drag through the snow. Allowing more traction and maneuverability in the deep snow.



SNOWCHECK EXCLUSIVE PATRIOT ENGINE CHOICES
 Choose from the race-mod response of Patriot 9R, or the Patriot Boost with industry-leading power.



SHORTENED COOLING SYSTEM
 The centralized cooling system on the RMK Matryx delivers improved cooling capability while reducing snow and ice buildup.



2024 850 PRO RMK 155

PRO RMK PRECISION AND CAPABILITY FOR TECHNICAL TREES

The PRO RMK delivers precision and control aboard the rider first RMK Matryx platform. Purpose built for dynamic deep snow riding, the PRO RMK features effortless control and deep snow performance with the smooth and powerful 650 Patriot and the high performance 850 Patriot.

UNMATCHED DEEP SNOW PERFORMANCE

- MATRYX RAISED PLATFORM
- 650 OR 850 PATRIOT ENGINE OPTIONS
- PRO RMK REAR SUSPENSION

RIDE AND HANDLING FOR THE STEEP AND DEEP

- QUICKDRIVE LOW INERTIA DRIVE SYSTEM
- RMK REACT FRONT SUSPENSION (36"-38")
- WALKER EVANS RACING® LIGHTWEIGHT MONOTUBE SHOCKS

INDUSTRY-LEADING TECHNOLOGY

- CENTRALIZED COOLING SYSTEM
- NIGHTBLADE HEADLIGHT
- OPTIONAL 7S DISPLAY POWERED BY RIDE COMMAND



PRO RMK

2024 PATRIOT BOOST PRO RMK SLASH 155
SNOWCHECK EXCLUSIVE



2024 850 PRO RMK SLASH 165



POLARIS EXCLUSIVE TRACKS
CHOOSE FROM 155" & 165"

275 SERIES 8 TRACK

2.75" Lug with 3.5" Pitch
Ideal for riding in all conditions

NEW FOR '24: 325 SERIES 9 TRACK

3.25" Lug with 3.5" Pitch
Ideal for riding in super deep snow



2024 9R PRO RMK SLASH 155
SNOWCHECK EXCLUSIVE

PRO RMK SLASH THE ULTIMATE IN PRECISION AND CAPABILITY FOR TIGHT, TECHNICAL TREES

The PRO RMK Slash is a true factory mod, built to deliver the ultimate performance. The world's best precision mountain sled features a short, tapered tunnel and lightweight design, with the high performance Patriot engine options.

UNMATCHED DEEP SNOW PERFORMANCE

- MATRYX SLASH PLATFORM
- PATRIOT BOOST, 9R, AND 850 PATRIOT ENGINE OPTIONS
- PRO RMK REAR SUSPENSION
- POLARIS EXCLUSIVE TRACK OPTIONS

RIDE AND HANDLING FOR THE STEEP AND DEEP

- QUICKDRIVE LOW INERTIA DRIVE SYSTEM
- RMK REACT FRONT SUSPENSION (36"-38")
- WALKER EVANS RACING® MONOTUBE OR OPTIONAL VELOCITY SHOCKS

INDUSTRY-LEADING TECHNOLOGY

- SHORT, CENTRALIZED COOLING SYSTEM
- NIGHTBLADE HEADLIGHT (SINISTER AMBER ACCENT LIGHTS ON PATRIOT BOOST & 9R MODELS)
- OPTIONAL 7S DISPLAY POWERED BY RIDE COMMAND (STANDARD ON PATRIOT BOOST MODELS)





RMK KHAOS

2024 850 RMK KHAOS 155



2024 650 RMK KHAOS SLASH 146

2024 9R RMK KHAOS SLASH 146 SNOWCHECK EXCLUSIVE


RMK KHAOS DYNAMIC AND AGILE ALL-MOUNTAIN PERFORMANCE

The RMK KHAOS delivers industry leading agility and fun factor aboard the rider-first RMK Matryx platform. Purpose built for dynamic deep snow riding, the RMK KHAOS features effortless control and deep snow performance with the high-performance 850 Patriot.

- DYNAMIC DEEP SNOW PERFORMANCE**
- MATRYX RAISED PLATFORM
 - 850 PATRIOT ENGINE
 - RMK KHAOS REAR SUSPENSION

- RIDE AND HANDLING FOR ALL-MOUNTAIN**
- QUICKDRIVE LOW INERTIA DRIVE SYSTEM
 - RMK REACT FRONT SUSPENSION (36"-38")
 - WALKER EVANS RACING® HI-LO VELOCITY SHOCKS

- INDUSTRY-LEADING TECHNOLOGY**
- CENTRALIZED COOLING SYSTEM
 - NIGHTBLADE HEADLIGHT
 - OPTIONAL 7S DISPLAY POWERED BY RIDE COMMAND



RMK KHAOS SLASH 146
AVAILABLE IN:

650 RMK KHAOS SLASH 146
2.0" Crossover or 2.6" Series 6 Track

850 RMK KHAOS SLASH 146
2.0" Crossover or 2.6" Series 6 Track

9R RMK KHAOS SLASH 146
2.0" Crossover or 2.6" Series 6 Track

POLARIS EXCLUSIVE TRACKS
CHOOSE FROM 155" & 165"

275 SERIES 8 TRACK
2.75" Lug with 3.5" Pitch
Ideal for riding in all conditions

NEW FOR '24: 325 SERIES 9 TRACK
3.25" Lug with 3.5" Pitch
Ideal for riding in super deep snow


RMK KHAOS SLASH THE ULTIMATE IN DYNAMIC AND AGILE ALL-MOUNTAIN PERFORMANCE

The RMK KHAOS Slash delivers ultimate agility and fun factor. The world's best all-mountain snowmobile features a short, tapered tunnel and lightweight design, with the 650 and 850 Patriot and industry leading Patriot Boost and Patriot 9R engines, plus Polaris exclusive tracks, for ultimate fun factor in any terrain.

- DYNAMIC DEEP SNOW PERFORMANCE**
- MATRYX SLASH PLATFORM
 - PATRIOT BOOST, 9R, 850 OR 650 PATRIOT ENGINE OPTIONS
 - RMK KHAOS REAR SUSPENSION
 - POLARIS EXCLUSIVE TRACK OPTIONS

- RIDE AND HANDLING FOR ALL-MOUNTAIN**
- QUICKDRIVE LOW INERTIA DRIVE SYSTEM
 - RMK REACT FRONT SUSPENSION (36"-38")
 - WALKER EVANS RACING® HI-LO VELOCITY SHOCKS

- INDUSTRY-LEADING TECHNOLOGY**
- SHORT, CENTRALIZED COOLING SYSTEM
 - NIGHTBLADE HEADLIGHT
(SINISTER AMBER ACCENT LIGHTS ON PATRIOT BOOST & 9R MODELS)
 - OPTIONAL 7S DISPLAY POWERED BY RIDE COMMAND
(STANDARD ON PATRIOT BOOST MODELS)



2024 PATRIOT BOOST RMK KHAOS SLASH 165
SNOWCHECK EXCLUSIVE





POLARIS FACTORY MODS.
**PROVEN ON
 THE COURSE.**
 BUILT FOR THE
 BACKCOUNTRY.

When we introduced our line of Factory Mods, the Patriot Boost and Patriot 9R, we did it by proving them in the toughest, most grueling conditions possible... The RMSHA series. The Rocky Mountain States Hillclimb Association race series is where performance is showcased in Open Mod, the last truly "open" class. And at the biggest race of the season, the 2022 World Championship Hillclimb in Jackson Hole, Wyoming, the Polaris Team and RMKs claimed 10 of 12 Pro classes, and Keith Curtis claimed his seventh King of Kings title and posted the fastest time up Snow King on his Polaris Patriot Boost. Truly Rocky Mountain Kings.





RMK



650 SKS THE BEST VALUE IN DEEP SNOW PERFORMANCE AND VERSATILITY.

When the ride goes from the groomed trail to the singletrack, then to the meadow, the versatility of a SKS 146 sled can't be beat with its smooth and powerful 650 Patriot engine.

- DEEP SNOW CAPABILITY**
- MATRYX PLATFORM
 - 650 PATRIOT ENGINE
- ON AND OFF-TRAIL VERSATILITY**
- RMK ADJUSTABLE FRONT SUSPENSION (39"-41")
 - IGX 146 REAR SUSPENSION + 2.0" CROSSOVER TRACK
 - POLARIS IFP SHOCKS

- INDUSTRY-LEADING TECHNOLOGY**
- SMARTWARMERS
 - STANDARD LED LIGHTING



RMK EVO MID-SIZED DEEP SNOW SLED. FULL-SIZED FUN.

The RMK EVO is a sled built specifically for new riders. With compact ergonomics and performance perfectly scaled to them, it transforms new riders into confident riders.

- DEEP SNOW CAPABILITY**
- PRO-RIDE PLATFORM
 - RMK ADJUSTABLE FRONT SUSPENSION (39"-41")
 - 144" REAR SUSPENSION + 1.75" BACKCOUNTRY TRACK

- JUST-RIGHT PERFORMANCE**
- MID-SIZE DESIGN
 - 550 LIBERTY ENGINE
 - STANDARD ELECTRIC START + REVERSE





ACCESSORIES ENGINEERED FOR THE MOUNTAIN

EXPLORE THE POSSIBILITIES

Customization has never been easier. Start with our Rider Accessory Collections, designed for you. These collections include the best and most popular accessories to elevate your riding experience for the way you ride. Explore the possibilities and take your vehicle to the next level.



MOUNTAIN RIDER ACCESSORY COLLECTION

- BURANDT BAG - LARGE
- SPARE SHOVEL JACKET
- GOGGLE HANDLEBAR BAG
- SENTRY SKID PLATE
- SENTRY FRONT BUMPER
- GRILL INSERTS
- SENTRY MOUNTAIN REAR BUMPER



SCAN TO LEARN MORE





CROSSOVER

GO-ANYWHERE MULTI-TERRAIN PERFORMANCE. Experience the on-trail or off the map versatility with the sled built to give you the best of both worlds. Switchback helps you tackle days filled with miles of trails with the same confidence as epic hours in the backcountry.



SWITCHBACK



SCAN TO LEARN MORE



THE CROSSOVER RIDERS DREAM
MATRYX
 PLATFORM



RIDER FIRST DESIGN
 HANDLING BORN FROM RACE, PERFECTED FOR THE TRAIL

RIDER POSITION

The narrow rider cockpit enables active rider dynamics. The seat, tank, and sculpted body panels are developed by riders for a seamless and effortless rider active experience.

WIND PROTECTION

Improved leg and lower body comfort and protection. Enhanced windshield design for hand protection and less wind buffeting. Updated geometry for improved aerodynamics.

PURPOSEFUL DESIGN

Sleek, purposeful form. Nothing is wasted. Every part has a function. Every detail obsessively perfected.



LEARN MORE ABOUT THE MATRYX PLATFORM AT POLARIS.COM

**PATRIOT BOOST
 SWITCHBACK ASSAULT:**
 REDEFINING CROSSOVER
 PERFORMANCE



HYPERsled POWER

The Patriot Boost engine delivers turbocharged performance, with 10% more horsepower than the 850 Patriot engine. The Polaris-exclusive design delivers superior response while being easy to ride.



NO COMPROMISE HANDLING

The Switchback Assault is the industry standard for 50/50 crossover performance, on and off the trail. The Patriot Boost Switchback Assault maintains all of the fun factor and control of the Switchback Assault, with a new level of hypersled power and response.



SWITCHBACK



2024 **PATRIOT BOOST SWITCHBACK ASSAULT 146**
SNOWCHECK EXCLUSIVE

SWITCHBACK ASSAULT 146 THE ULTIMATE IN CROSSOVER PERFORMANCE AND RIDE TECHNOLOGY

The ultimate 50/50 Crossover snowmobile delivers pure dominance on-trail and off. Built upon the rider-first Matryx platform, experience complete control with breakthrough rider dynamics. The rider-first, snocross-inspired cockpit has been proven on the track to reduce effort and improve rider connection.

THE ULTIMATE IN CROSSOVER VERSATILITY


- MATRYX PLATFORM
- PATRIOT BOOST, 650 OR 850 PATRIOT ENGINE OPTIONS
- IGX 146 REAR SUSPENSION

PURPOSE-BUILT TO MAKE YOUR RIDE BETTER

- POLARIS INDEPENDENT FRONT SUSPENSION (IFS)
- WALKER EVANS RACING® 2.0" VELOCITY SHOCKS

INDUSTRY-LEADING TECHNOLOGY

- 7S DISPLAY POWERED BY RIDE COMMAND
- SMARTWARMERS
- NIGHTBLADE HEADLIGHT
(SINISTER AMBER ACCENT LIGHTS ON PATRIOT BOOST MODELS)



2024 **850 SWITCHBACK ASSAULT 146**
SNOWCHECK EXCLUSIVE

SWITCHBACK XC 146 THE STANDARD IN CROSSOVER PERFORMANCE

A member of the legendary 50/50 crossover family - the Switchback XC joins the Assault as the industry benchmark for ride and handling both on and off the trail, with the IGX rear suspension, Polaris IFS, and 650 and 850 Patriot engines.

CROSSOVER VERSATILITY FOR EVERYONE


- MATRYX PLATFORM
- 650 OR 850 PATRIOT ENGINE OPTIONS
- IGX 146 REAR SUSPENSION

PURPOSE-BUILT TO MAKE YOUR RIDE BETTER

- POLARIS INDEPENDENT FRONT SUSPENSION (IFS)
- FOX® QS3® ADJUSTABLE SHOCKS

INDUSTRY-LEADING TECHNOLOGY

- SMARTWARMERS
- STANDARD LED LIGHTING
- OPTIONAL 7S DISPLAY POWERED BY RIDE COMMAND



2024 **850 SWITCHBACK XC 146**

SWITCHBACK SP 146 THE VALUE LEADER IN CROSSOVER PERFORMANCE

Built for riders who want on and off trail versatility, with the comfort and performance of the Matryx platform.

THE CORE OF CROSSOVER VERSATILITY

- MATRYX PLATFORM
- 650 PATRIOT ENGINE
- IGX 146 REAR SUSPENSION

PURPOSE-BUILT TO MAKE YOUR RIDE BETTER

- POLARIS INDEPENDENT FRONT SUSPENSION (IFS)
- POLARIS IFP SHOCKS

INDUSTRY-LEADING TECHNOLOGY

- SMARTWARMERS
- STANDARD LED LIGHTING



SWITCHBACK SPORT THE START TO FULL-SIZED CROSSOVER FUN

The Switchback Sport is a great value for recreational crossover riders looking for a fun ride with precise handling. This Polaris 550 fan features a 144" track.





ACCESSORIES ENGINEERED TO CROSSOVER

EXPLORE THE POSSIBILITIES

Customization has never been easier. Start with our Rider Accessory Collections, designed for you. These collections include the best and most popular accessories to elevate your riding experience for the way you ride. Explore the possibilities and take your vehicle to the next level.



CROSSOVER RIDER ACCESSORY COLLECTION

- BURANDT BAG - MEDIUM
- AUXILIARY FLOOD LIGHT
- HEATED DRIVER SEAT
- INSIGHT SIDE MIRRORS
- DEFEND HANDGUARDS + MOUNTS
- DEFEND HANDGUARD SIGNATURE LIGHT
- SENTRY SKID PLATE + FRONT BUMPER
- SENTRY TRAIL REAR BUMPER
- MAGNETIC TETHER



SCAN TO LEARN MORE





SPORT UTILITY

WORK. EXPLORE. DO MORE. Break new trails, haul more gear, deliver supplies, and when the work is done, ride for fun. Voyager sleds are built for you to tackle activities and unlock more adventure.



VOYAGEUR



SCAN TO LEARN MORE

VOYAGEUR



2024 PROSTAR S4 VOYAGEUR 146



VOYAGEUR 146 THE ULTIMATE SPORT-UTILITY SNOWMOBILE

The outdoors is calling, and Voyageur is your answer. The Voyageur, built on the Matryx platform, is comfortable and easy to ride taking you anywhere you want to go. The quick and efficient ProStar S4 or 650 Patriot engines deliver performance and fun, making the winter possibilities endless.

BUILT FOR WORK. MADE FOR FUN.

- MATRYX PLATFORM
- PROSTAR S4 OR 650 PATRIOT ENGINE OPTIONS

ON AND OFF-TRAIL CAPABILITY

- RMK ADJUSTABLE FRONT SUSPENSION (39"-41")
- IGX 146 REAR SUSPENSION

BUILT TO DO MORE

- RUGGED CARGO RACK
- STANDARD HITCH



2024 650 VOYAGEUR 146

PROSTAR S4 MORE CHOICES FOR MORE RIDERS.




When it comes to which snowmobile is right for you, so many factors come into play. Where you ride, how you ride and what you want out of your snowmobile. For riders looking for quiet smooth power, long service intervals and three power modes we have you covered. We're proud to offer a full line of sleds featuring our new 4-stroke engine built on the ProStar architecture made popular in our off road vehicles.



2024 550 VOYAGEUR ADVENTURE 144

VOYAGEUR ADVENTURE ADVENTURE AND VERSATILITY YOU CAN SHARE

The 550 Voyageur Adventure is purpose-built as a do-it-all snowmobile. Haul gear and a passenger – or convert it to a solo rider machine.



2024 550 VOYAGEUR 144

550 VOYAGEUR 144/155 THE MOST CAPABLE VALUE IN WORK AND PLAY

The 550 Voyageur is the ideal companion for any wintertime activity, work or play. Tow with it, haul with it, have fun with it. The Voyageur is available in two distinct versions. Choose from the nimble Voyageur 144 or added flotation of the Voyageur 155.



2024 550 VOYAGEUR 155



VOYAGEUR LXT THE BEST VALUE IN TWO-UP WORK AND PLAY

The Voyageur LXT is purpose-built for touring riders at a great value. The proven Pro-Ride chassis and 550 Liberty engine deliver confidence that makes your day on the snow the best it can be.



WIDETRACK

HARDEST WORKING, MOST FUN WIDETRACK. Whether your work is work. Or your work is fun. Know that comfort, control, toughness and fun is engineered right into TITAN sleds.



TITAN



SCAN TO LEARN MORE

TITAN



TITAN A VERSATILE, DO-IT-ALL EXTREME CROSSOVER



TITAN ADVENTURE 155 FOUR-STROKE EFFICIENCY. WIDETRACK CAPABILITY.

The TITAN Adventure 155 is fully featured and a true do-it-all sled. Equipped with a Lock & Ride Versa Touring Passenger Seat with heated passenger grips and footrests, cargo rack, cargo box, tow hitch, mirrors, available Polaris Interactive Digital Display, premium shocks, and multiple windshield options that provide outstanding rider protection. If that's not enough, make it yours with Polaris Engineered Accessories to outfit your TITAN for exactly your needs.

WIDETRACK PERFORMANCE TO GET MORE DONE

- AXYS CHASSIS
- PROSTAR S4 ENGINE
- TITAN ARTICULATED REAR SUSPENSION

VERSATILITY FOR WORK AND PLAY

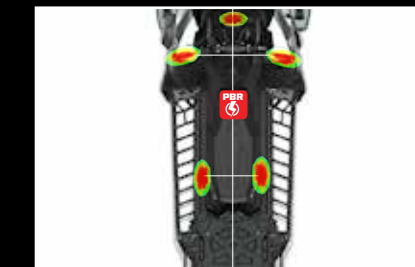
- LOCK & RIDE VERSA 2-UP SEAT + CARGO BOX
- INTEGRATED RACK + STANDARD HITCH

CONFIDENT HANDLING

- FOX® QS3® ADJUSTABLE SHOCKS
- COBRA TRACK – 1.5" OR 1.8" LUG
- SKI OPTIONS – GRIPPER OR PRO-FLOAT



ALPHA TRANSMISSION Provides smooth shifting and drive ranges to suit even the most extreme conditions or situations. 1200 lb. towing capabilities with High, Low, Reverse, and Neutral.



POWER BOOSTING REGULATOR This patented tech delivers maximum electrical power at idle and low RPMs. Power for rider comfort and convenience features, such as accessory heated seats, hand-warmers, battery charging and other accessories.



LOCK & RIDE® PLATFORM Integrated design allows for maximum storage, with or without passenger seat. A huge 85lb. (38.5 kg.) carrying capacity and integrated Lock & Ride mounting system holds cargo box and other storage accessories.



PROSTAR S4 ENGINE The all-new ProStar S4 delivers easy ownership and spirited performance in the under 100 hp class, based on the proven ProStar engine architecture.

2024 MODEL SPECS



MODEL NAME	650/850 INDY VRI 137	BOOST INDY VRI 137	650/850 INDY XCR 128	650/850 INDY XCR 136	650/850 INDY XC 129	650/850 INDY XC 137	PROSTAR S4 INDY XC 129	650/850 PRO RMK 155	850 PRO RMK SLASH 155	850 PRO RMK SLASH 165	9R PRO RMK SLASH 155	9R PRO RMK SLASH 165	BOOST PRO RMK SLASH 155	BOOST PRO RMK SLASH 165	850 RMK KHAOS 155	650/850 RMK KHAOS SLASH 146	
DIMENSIONS	Fuel Capacity (gallons/liters)	11.5 / 43.5	11.5 / 43.5	11.5 / 43.5	11.5 / 43.5	11.5 / 43.5	11.5 / 43.5	11.0 / 41.6	11.0 / 41.6	11.0 / 41.6	11.0 / 41.6	11.0 / 41.6	11.0 / 41.6	11.0 / 41.6	11.0 / 41.6	11.0 / 41.6	
	Overall Height (in./cm.)	46 / 116.8	46 / 116.8	46 / 116.8	46 / 116.8	46 / 116.8	46 / 116.8	53 / 134.6	53 / 134.6	53 / 134.6	53 / 134.6	53 / 134.6	53 / 134.6	53 / 134.6	53 / 134.6	53 / 134.6	
	Overall Width (in./cm.)	47 / 119.4	47 / 119.4	47 / 119.4	47 / 119.4	47 / 119.4	47 / 119.4	43.4 / 110.3	43.4 / 110.3	43.4 / 110.3	43.4 / 110.3	43.4 / 110.3	43.4 / 110.3	43.4 / 110.3	43.4 / 110.3	43.4 / 110.3	
	Ski Center Distance (in./cm.)	42.5 / 108	42.5 / 108	42.5 / 108	42.5 / 108	42.5 / 108	42.5 / 108	36-37-38 / 91.4-93.9-96.5	36-37-38 / 91.4-93.9-96.5	36-37-38 / 91.4-93.9-96.5	36-37-38 / 91.4-93.9-96.5	36-37-38 / 91.4-93.9-96.5	36-37-38 / 91.4-93.9-96.5	36-37-38 / 91.4-93.9-96.5	36-37-38 / 91.4-93.9-96.5	36-37-38 / 91.4-93.9-96.5	
	Est. Weight (lbs./kg.)	501 / 227	531 / 241	488 / 221	499 / 226	488 / 221	499 / 226	585 / 265	429.5 / 194.8	420.5 / 190.7	425.5 / 193	419 / 190.1	424 / 192.3	443.5 / 201.1	447 / 202.8	434.5 / 197.1	427.5 / 193.9
Overall Length (in./cm.)	120 / 305	120 / 305	120 / 305	120 / 305	117 / 297	117 / 297	117 / 297	135.1 / 343.2	126.7 / 321.8	126.7 / 321.8	126.7 / 321.8	126.7 / 321.8	126.7 / 321.8	126.7 / 321.8	135.1 / 343.2	122.8 / 311.9	
POWER TRAIN	Engine Options	850 Patriot / 650 Patriot	Patriot Boost	850 Patriot / 650 Patriot	850 Patriot / 650 Patriot	850 Patriot / 650 Patriot	850 Patriot / 650 Patriot	ProStar S4	850 Patriot / 650 Patriot	850 Patriot	850 Patriot	Patriot 9R	Patriot 9R	Patriot Boost	Patriot Boost	850 Patriot	850 Patriot / 650 Patriot
	Drive System Type	Chaincase	Chaincase	Chaincase	Chaincase	Chaincase	Chaincase	F-N-R Transmission	QuickDrive / QuickDrive2	QuickDrive2	QuickDrive2	QuickDrive2	QuickDrive2	QuickDrive / QuickDrive2	QuickDrive / QuickDrive2	QuickDrive2	QuickDrive
	Drive/Driven Clutch	P-85 / TEAM® LWT	P-22 / TEAM® LWT	P-85 / TEAM® LWT	P-85 / TEAM® LWT	P-85 / TEAM® LWT	P-85 / TEAM® LWT	P-22 / TEAM® BOSS	P-85 / TEAM® LWT	P-85 / TEAM® LWT	P-85 / TEAM® LWT	P-22 / TEAM® LWT	P-22 / TEAM® LWT	P-22 / TEAM® LWT	P-22 / TEAM® LWT	P-85 / TEAM® LWT	P-85 / TEAM® LWT
SUSPENSION	Front Suspension	Matryx	Matryx	Matryx	Matryx	Matryx	Matryx	Matryx	RMK React	RMK React	RMK React	RMK React	RMK React	RMK React	RMK React	RMK React	RMK React
	Rear Suspension	PRO-CC	PRO-CC	PRO-CC	PRO-CC	PRO-CC	PRO-CC	PRO-CC	PRO RMK	PRO RMK	PRO RMK	PRO RMK	PRO RMK	PRO RMK	PRO RMK	PRO RMK	PRO RMK
	Shock Package	WER Velocity	WER Velocity	WER 2" Velocity Hi-Lo	WER 2" Velocity Hi-Lo	FOX® QS3	FOX® QS3	Polaris TS	WER Light	WER Light or WER Velocity	WER Light or WER Velocity	WER Light or WER Velocity	WER Light or WER Velocity	WER Light or WER Velocity	WER Light or WER Velocity	WER Light or WER Velocity	WER Velocity Hi-Lo
	Ski Type	PRO-STEER	PRO-STEER	PRO-STEER 8" Carbide	PRO-STEER 8" Carbide	PRO-STEER	PRO-STEER	PRO-STEER Dual Carbide	Gripper	Gripper	Gripper	Gripper	Gripper	Gripper	Gripper	Gripper	Gripper
Track Width/Length/Height (in.)	1.25 Ice Ripper/1.35 Cobra/1.5	1 Ripsaw R /1.35 Cobra R	1.25 Ice Ripper/1.35 or 1.6 Cobra	1.25 Ice Ripper/1.35 or 1.6 Cobra	1.25 Ice Ripper/1.35 Cobra/1.5	1.25 Ice Ripper/1.35 Cobra/1.5	1 Ripsaw /1.35 Cobra	2.6" Series 6 / 2.75" Series 8	15 x 155 x 2.75" Series 8	15 x 165 x 2.75" Series 8	Series 8 275 / Series 9 325	Series 8 275 / Series 9 325	Series 8 275 / Series 9 325	Series 8 275 / Series 9 325	15 x 155 x 2.75" Series 8	2.0" Crossover / 2.6" Series 6	
FEATURES	Color	Premium SnowCheck Options	Premium SnowCheck Options	Premium SnowCheck Options	Premium SnowCheck Options	SnowCheck Options	SnowCheck Options	SnowCheck Options	SnowCheck Options	SnowCheck Options	SnowCheck Options	SnowCheck Options	SnowCheck Options	SnowCheck Options	SnowCheck Options	SnowCheck Options	SnowCheck Options
	Electric Start	Standard	Standard	Standard	Standard	Standard	Standard	Standard	Option	Option	Option	Option	Option	Option	Option	Option	Option
	Gauge	7S Display	7S Display	MessageCenter or 7S Display	MessageCenter or 7S Display	MessageCenter or 7S Display	MessageCenter or 7S Display	MessageCenter or 7S Display	MessageCenter or 7S Display	MessageCenter or 7S Display	MessageCenter or 7S Display	MessageCenter or 7S Display	MessageCenter or 7S Display	7S Display	7S Display	MessageCenter or 7S Display	MessageCenter or 7S Display
	Special Features	SmartWarmers, Standard Underseat Storage	SmartWarmers	Heavy-Duty Suspension, SmartWarmers, Magnetic Tether, Standard Underseat Storage	Heavy-Duty Suspension, SmartWarmers, Magnetic Tether, Standard Underseat Storage	SmartWarmers, Standard Underseat Storage	SmartWarmers, Standard Underseat Storage	SmartWarmers	PowderTrac XT Running Boards, NightBlade Headlight	PowderTrac XT Running Boards, NightBlade Headlight	PowderTrac XT Running Boards, NightBlade Headlight	PowderTrac XT Running Boards, NightBlade Headlight	PowderTrac XT Running Boards, NightBlade Headlight	PowderTrac XT Running Boards, NightBlade Headlight	PowderTrac XT Running Boards, NightBlade Headlight	PowderTrac XT Running Boards, NightBlade Headlight	PowderTrac XT Running Boards, NightBlade Headlight

For full specs, visit [Polaris.com](https://www.polaris.com)

Polaris reserves the right to change specifications at any time without incurring obligation. All performance and/or feature and benefit claims are based upon competitive data available at time of printing.



MODEL NAME	PROSTAR S4 INDY XC 137	650 INDY ADV 137	PROSTAR S4 INDY ADV 137	650 INDY SP 137	550 INDY SPORT	INDY EVO	850 RMK KHAOS SLASH 155	850 RMK KHAOS SLASH 165	9R RMK KHAOS SLASH 146	9R RMK KHAOS SLASH 155	9R RMK KHAOS SLASH 165	BOOST RMK KHAOS SLASH 155	BOOST RMK KHAOS SLASH 165	650 SKS 146	RMK EVO	
DIMENSIONS	Fuel Capacity (gallons/liters)	11.5 / 43.5	11.5 / 43.5	11.5 / 43.5	11.5 / 43.5	11.5 / 43.5	11.0 / 41.6	11.0 / 41.6	11.0 / 41.6	11.0 / 41.6	11.0 / 41.6	11.0 / 41.6	11.0 / 41.6	11.5 / 43.5	10 / 37.8	
	Overall Height (in./cm.)	46 / 116.8	46 / 116.8	46 / 116.8	54.5 / 138.4	48 / 122	41 / 104	53 / 134.6	53 / 134.6	53 / 134.6	53 / 134.6	53 / 134.6	53 / 134.6	53 / 134.6	53 / 134.6	43 / 109.2
	Overall Width (in./cm.)	47 / 119.4	47 / 119.4	47 / 119.4	47 / 119.4	48 / 122	44 / 112	43.4 / 110.3	43.4 / 110.3	43.4 / 110.3	43.4 / 110.3	43.4 / 110.3	43.4 / 110.3	43.4 / 110.3	46 / 116.8	46 / 116.8
	Ski Center Distance (in./cm.)	42.5 / 108	42.5 / 108	42.5 / 108	42.5 / 108	42.5 / 108	39-40-41 / 99.1-101.6-104.1	36-37-38 / 91.4-93.9-96.5	36-37-38 / 91.4-93.9-96.5	36-37-38 / 91.4-93.9-96.5	36-37-38 / 91.4-93.9-96.5	36-37-38 / 91.4-93.9-96.5	36-37-38 / 91.4-93.9-96.5	36-37-38 / 91.4-93.9-96.5	39-40-41 / 99.1-101.6-104.1	39-40-41 / 99.1-101.6-104.1
	Est. Weight (lbs./kg.)	594 / 269	539 / 244	634 / 288	499 / 226	445 / 201.8	432 / 196	425.5 / 193	430.5 / 195.3	426 / 193	424 / 192.3	429 / 194.6	447 / 202.8	453.5 / 205.7	524 / 238	444 / 201.4
Overall Length (in./cm.)	120 / 305	120 / 305	120 / 305	120 / 305	114 / 289	114 / 289	126.7 / 321.8	132 / 335.2	122.8 / 311.9	126.7 / 321.8	126.7 / 321.8	132 / 335.2	132 / 335.2	132.25 / 335.9	124 / 315	
POWER TRAIN	Engine Options	ProStar S4	650 Patriot	ProStar S4	650 Patriot	550 Liberty	550 Liberty	850 Patriot	850 Patriot	Patriot 9R	Patriot 9R	Patriot 9R	Patriot Boost	Patriot Boost	650 Patriot	550 Liberty
	Drive System Type	F-N-R Transmission	Chaincase	F-N-R Transmission	Chaincase	Chaincase	Chaincase	Chaincase	QuickDrive2	QuickDrive2	QuickDrive	QuickDrive2	QuickDrive2	QuickDrive / QuickDrive2	QuickDrive / QuickDrive2	Chaincase
	Drive/Driven Clutch	P-22 / TEAM® BOSS	P-85 / TEAM® LWT	P-22 / TEAM® BOSS	P-85 / TEAM® LWT	CVTech PowerBloc50 / In Vance	CVTech PowerBloc50 / In Vance	P-85 / TEAM® LWT	P-85 / TEAM® LWT	P-22 / TEAM® LWT	P-22 / TEAM® LWT	P-22 / TEAM® LWT	P-22 / TEAM® LWT	P-22 / TEAM® LWT	P-22 / TEAM® LWT	P-85 / TEAM® LWT
SUSPENSION	Front Suspension	Matryx	Matryx	Matryx	Matryx	PRO-RIDE	RMK Adjustable	RMK React	RMK React	RMK React	RMK React	RMK React	RMK React	RMK React	RMK Adjustable	RMK Adjustable
	Rear Suspension	PRO-CC	PRO-CC	PRO-CC	PRO-CC	INDY	INDY	RMK Khaos	RMK Khaos	RMK Khaos	RMK Khaos	RMK Khaos	RMK Khaos	RMK Khaos	IGX 146	INDY
	Shock Package	Polaris TS	FOX® QS3	FOX® QS3	Polaris IFP	Polaris IFP	Polaris IFP	WER Velocity Hi-Lo	WER Velocity Hi-Lo	WER Velocity Hi-Lo	WER Velocity Hi-Lo	WER Velocity Hi-Lo	WER Velocity Hi-Lo	WER Velocity Hi-Lo	Polaris IFP	Polaris IFP
	Ski Type	PRO-STEER Dual Carbide	PRO-STEER Dual Carbide	PRO-STEER Dual Carbide	PRO-STEER	PRO-STEER	INDY EVO	Gripper	Gripper	Gripper	Gripper	Gripper	Gripper	Gripper	Gripper	Gripper
Track Width/Length/Height (in.)	1 Ripsaw/1.35 Cobra	1.25 Ice Ripper/1.35 Cobra	1 Ripsaw/1.35 Cobra	1.25 Ripsaw II	15 x 121 x .91 Shockwave	15 x 121 x .91 Shockwave	2.75" Series 8	15 x 165 x 2.75" Series 8	2.0" Crossover / 2.6" Series 6	Series 8 275 / Series 9 325	Series 8 275 / Series 9 325	Series 8 275 / Series 9 325	Series 8 275 / Series 9 325	15 x 146 x 2.0 Crossover	15 x 144 x 1.75 Backcountry	
FEATURES	Color	SnowCheck Options	SnowCheck Options	SnowCheck Options	White Lightning / Gloss Black	Polaris Blue	Storm Gray	SnowCheck Options	SnowCheck Options	Premium SnowCheck Options	Premium SnowCheck Options	Premium SnowCheck Options	Premium SnowCheck Options	Premium SnowCheck Options	Stealth Gray	Storm Gray
	Electric Start	Standard	Standard	Standard	Standard	Standard	Standard	Option	Option	Option	Option	Option	Option	Standard	Standard	
	Gauge	MessageCenter or 7S Display	7S Display	7S Display	MessageCenter Gauge	MessageCenter Gauge	MessageCenter Gauge	MessageCenter or 7S Display	MessageCenter or 7S Display	MessageCenter or 7S Display	MessageCenter or 7S Display	MessageCenter or 7S Display	7S Display	7S Display	MessageCenter Gauge	MessageCenter Gauge
	Special Features	SmartWarmers	SmartWarmers, Standard Underseat & Overnight Storage, Mirrors, HD Front Bumper, and M2 Passenger Seat	SmartWarmers, Standard Overnight Storage, Mirrors, HD Front Bumper, and M2 Passenger Seat	Standard Underseat Storage			PowderTrac XT Running Boards, NightBlade Headlight	PowderTrac XT Running Boards, NightBlade Headlight	PowderTrac XT Running Boards, NightBlade Headlight	PowderTrac XT Running Boards, NightBlade Headlight	PowderTrac XT Running Boards, NightBlade Headlight	PowderTrac XT Running Boards, NightBlade Headlight	PowderTrac XT Running Boards, NightBlade Headlight	Standard Underseat Storage	

2024 MODEL SPECS



MODEL NAME	650/850 SWITCHBACK ASSAULT 146	BOOST SWITCHBACK ASSAULT 146	650/850 SWITCHBACK XC 146	650 SWITCHBACK SP 146	550 SWITCHBACK SPORT	650 VOYAGEUR 146	PROSTAR S4 VOYAGEUR 146
DIMENSIONS							
Fuel Capacity (gallons/liters)	11.5 / 43.5	11.5 / 43.5	11.5 / 43.5	11.5 / 43.5	11.5 / 43.5	11.5 / 43.5	11.5 / 43.5
Overall Height (in./cm.)	54.5 / 138.4	54.5 / 138.4	46 / 116.8	54.5 / 138.4	48 / 122	54.5 / 138.4	54.5 / 138.4
Overall Width (in./cm.)	47 / 119.4	47 / 119.4	47 / 119.4	47 / 119.4	48 / 122	47 / 119.4	47 / 119.4
Ski Center Distance (in./cm.)	42.5 / 108	42.5 / 108	42.5 / 108	42.5 / 108	42.5 / 108	39-40-41 / 99.1-101.6-104.1	39-40-41 / 99.1-101.6-104.1
Est. Weight (lbs./kg.)	508 / 230	533 / 242	508 / 230	508 / 230	452 / 205	510 / 231	592 / 266
Overall Length (in./cm.)	125 / 317.5	125 / 317.5	125 / 317.5	125 / 317.5	124 / 315	125 / 317.5	125 / 317.5
POWER TRAIN							
Engine Options	850 Patriot / 650 Patriot	Patriot Boost	850 Patriot / 650 Patriot	650 Patriot	550 Liberty	650 Patriot	ProStar S4
Drive System Type	Chaincase	Chaincase	Chaincase	Chaincase	Chaincase	Chaincase	F-N-R Transmission
Drive/Driven Clutch	P-85 / TEAM® LWT	P-85 / TEAM® LWT	P-85 / TEAM® LWT	P-85 / TEAM® LWT	CVTech PowerBloc50 / In Vance	P-85 / TEAM® LWT	P-22 / TEAM® BOSS
SUSPENSION							
Front Suspension	Matryx	Matryx	Matryx	Matryx	PRO-RIDE	RMK Adjustable	RMK Adjustable
Rear Suspension	IGX 146	IGX 146	IGX 146	IGX 146	INDY	IGX 146	IGX 146
Shock Package	WER 2" Velocity	WER 2" Velocity	FOX® QS3	Polaris IFP	Polaris IFP	Polaris IFP	Polaris IFP
Ski Type	PRO-STEER	PRO-STEER	PRO-STEER	PRO-STEER	PRO-STEER	Gripper	Gripper
Track Width/Length/Height (in.)	1.35/1.5 Ice Storm /1.6 /2.0	1.352 R Cobra / 2.0 Crossover	1.352" Cobra / 1.6" Cobra	15 x 146 x 1.6" Cobra	15 x 144 x 1.35 Cobra	15 x 146 x 1.6" Cobra	15 x 146 x 1.352" Cobra
FEATURES							
Color	Premium SnowCheck Options	Premium SnowCheck Options	SnowCheck Options	White Lightning / Gloss Black	Polaris Blue	SnowCheck Options	SnowCheck Options
Electric Start	Standard	Standard	Standard	Standard	Standard	Standard	Standard
Gauge	7S Display	7S Display	MessageCenter Gauge	MessageCenter Gauge	MessageCenter Gauge	MessageCenter or 7S Display	MessageCenter or 7S Display
Special Features	Smart Warmers, Standard Underseat Storage	Smart Warmers	Smart Warmers, Standard Underseat Storage	Smart Warmers, Standard Underseat Storage		Standard Rack & Hitch, SmartWarmers, Standard Underseat Storage	Standard Rack & Hitch, SmartWarmers

SNOWCHECK 2024

EXCLUSIVE MODELS.
NEXT LEVEL CUSTOMIZATION.



SnowCheck has always been your chance to own a factory-customized snowmobile featuring the shocks, colors and tracks you want, but this year we bring you even more. For '24, Mountain riders can get the 9R Patriot or Patriot Boost engine in a Matryx Slash RMK platform. For our trail and crossover riders, we bring you the INDY XCR, INDY VR1, and Switchback Assault 146, all built upon the rider-first Matryx platform along with a Patriot Boost option for the INDY VR1 and Switchback Assault. You won't want to miss out this year.

MORE COLORS. MORE CHOICES. SNOWCHECK BY MARCH 29 AND BUILD YOUR PERFECT SLED FOR NEXT SEASON.


In addition to the SnowCheck exclusive models, SnowCheck allows you to customize your perfect sled. Remember, SnowCheck allows you to preorder any of the great sleds in the Polaris lineup and make sure you'll have the exact sled you want next season.

BUILD YOURS AT POLARISSNOWMOBILES.COM

For full specs, visit [Polaris.com](https://www.polaris.com)

Polaris reserves the right to change specifications at any time without incurring obligation. All performance and/or feature and benefit claims are based upon competitive data available at time of printing.

MODEL NAME	550 VOYAGEUR ADV 144	550 VOYAGEUR 144	550 VOYAGEUR 155	550 VOYAGEUR LXT 144	PROSTAR S4 TITAN ADVENTURE 155
DIMENSIONS					
Fuel Capacity (gallons/liters)	11.5 / 43.5	11.5 / 43.5	11.5 / 43.5	11.5 / 43.5	13.6 / 51
Overall Height (in./cm.)	54 / 137	54 / 137	56 / 142	54 / 137	57 / 145
Overall Width (in./cm.)	48 / 122	46.5 / 118	48 / 122	48 / 122	48 / 122
Ski Center Distance (in./cm.)	42.5 / 108	39-40-41 / 99.1-101.6-104.1	39-40-41 / 99.1-101.6-104.1	42.5 / 108	39-40-41 / 99.1-101.6-104.1
Est. Weight (lbs./kg.)	498 / 226	465 / 211	478.5 / 217	467 / 212	722 / 327
Overall Length (in./cm.)	124 / 315	124 / 315	132.25 / 335.9	124 / 315	129 / 328
POWER TRAIN					
Engine Options	550 Liberty	550 Liberty	550 Liberty	550 Liberty	ProStar S4
Drive System Type	Chaincase	Chaincase	Chaincase	Chaincase	H-L-N-R Transmission
Drive/Driven Clutch	CVTech PowerBloc50 / In Vance	CVTech PowerBloc50 / In Vance	CVTech PowerBloc50 / In Vance	CVTech PowerBloc50 / In Vance	P-22 / TEAM® BOSS
SUSPENSION					
Front Suspension	PRO-RIDE	RMK Adjustable	RMK Adjustable	PRO-RIDE	AXYS
Rear Suspension	INDY	INDY	INDY Articulated	INDY	Titan Articulated
Shock Package	Polaris IFP	Polaris IFP	Polaris IFP	Polaris IFP	FOX® QS3
Ski Type	PRO-STEER	Gripper	PRO-FLOAT	PRO-STEER	Gripper or PRO-FLOAT
Track Width/Length/Height (in.)	15 x 144 x 1.35" Cobra	15 x 144 x 1.35" Cobra	15 x 155 x 1.6" Cobra	15 x 144 x 1.352" Cobra	20 x 155 x 1.5 Cobra / 1.8 Cobra
FEATURES					
Color	Storm Gray	White Lightning	White Lightning	Polaris Blue	Onyx / Gloss Black
Electric Start	Standard	Standard	Standard	Standard	Standard
Gauge	MessageCenter Gauge	MessageCenter Gauge	MessageCenter Gauge	MessageCenter Gauge	PIDD or MessageCenter Gauge
Special Features	Lock & Ride Convertible Pass. Seat & Cargo System, Mirrors	Rack & Hitch	Rack & Hitch	Cargo Rack, 2-Up Seat and Backrest, Mirrors	Lock & Ride Versa Touring Pass. Seat & Storage Cargo Box, Rack and Mirrors



POLARIS

Polaris Sales Inc.,
2100 Hwy. 55, Medina, MN 55340
(763) 542-0500 Fax (763) 542-0599

Polaris Industries LTD.
50 Prairie Way, Winnipeg, Manitoba Canada R2J 3J8
(204) 925-7100 Fax (204) 925-7110

Photographed using highly skilled professional operators under controlled conditions. Polaris recommends that all riders take a training course. Do not attempt maneuvers beyond your capability. Always wear a helmet and other safety apparel. Never drink and ride. Snowmobiles depicted in this brochure may feature Polaris parts and accessories and are not standard features of the base model snowmobile they accompany. All performance and/or feature and benefit claims are based upon competitive data available at time of printing. For your nearest dealer, call 1-800-POLARIS or go to www.polaris.com. †Unless noted, trademarks are the property of Polaris Industries Inc. KLIM® is a registered trademark of Teton Outfitters, LLC. Red Bull® is a registered trademark of Red Bull GmbH LLC. Pro Taper® is a registered trademark of Lacy Distribution, Inc. TEAM® is a registered trademark of TEAM Industries. FOX® and QS3® are registered trademarks of Fox Factory Inc. Walker Evans Racing® is a registered trademark of Walker Evans Enterprises Corporation. YOU MAKE SNOWMOBILING SAFE® is a registered trademark of International Snowmobile Manufacturers Association. All pricing, specifications, claims, and information contained in this brochure are based upon current knowledge and printed material available at time of publication. Polaris assumes no responsibility for any inaccuracies, opinions, or omissions in this brochure. *Pat. <https://www.polaris.com/en-us/patents/>